



Touch Gesture REFERENCE GUIDE

By Craig Villamor, Dan Willis, and Luke Wroblewski
Last updated April 15, 2010

CORE GESTURES Basic gestures for most touch commands

Tap



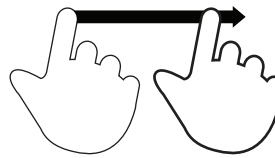
Briefly touch surface with fingertip

Double tap



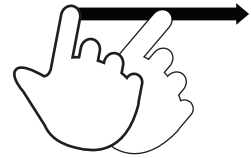
Rapidly touch surface twice with fingertip

Drag



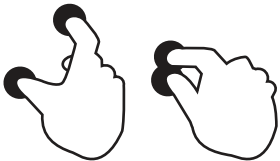
Move fingertip over surface without losing contact

Flick




Quickly brush surface with fingertip

Pinch



Touch surface with two fingers and bring them closer together

Spread



Touch surface with two fingers and move them apart

Press



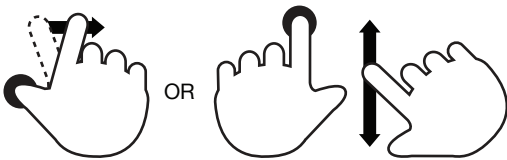
Touch surface for extended period of time

Press and tap



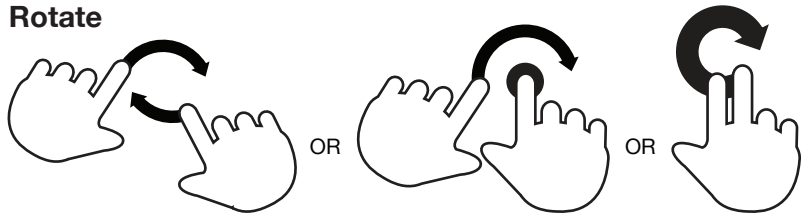
Press surface with one finger and briefly touch surface with second finger

Press and drag



Press surface with one finger and move second finger over surface without losing contact

Rotate



Touch surface with two fingers and move them in a clockwise or counterclockwise direction




Supporting materials for this guide can be found online at: <http://www.lukew.com/touch/>




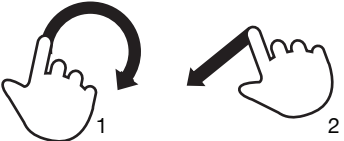
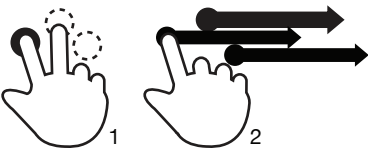
Major User Actions

Currently supported by touch gesture systems

BASIC ACTIONS

user action	gesture	description
Change mode	 press	Touch surface for extended period of time
Open	 double tap	Rapidly touch surface twice with fingertip
Select	 tap	Briefly touch surface with fingertip

OBJECT-RELATED ACTIONS

user action	gesture	description
Adjust	 OR press and drag	Press surface with one finger and move second finger over surface without losing contact
	 1 2 lasso and cross	Make circular motion with finger, then cross over selected object
Bundle	 1 2 press and tap, then drag	Touch first object while second finger taps other objects, then move selected objects by dragging first finger



OBJECT-RELATED ACTIONS (continued)

user action	gesture		description
Delete		drag (across item or off-screen)	Move fingertip over surface without losing contact
Duplicate		tap (source and destination)	Touch object, then touch elsewhere on surface
Move		drag (and drop)	Move fingertip over surface without losing contact
		multi-finger drag	Move two to five fingertips over surface without losing contact
		flick	Quickly brush surface with fingertip
		press and tap	With one finger on object, touch elsewhere on surface with second finger
Rotate		rotate	



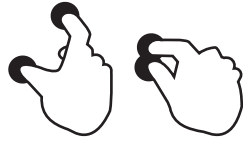
OBJECT-RELATED ACTIONS (continued)

user action

gesture

description

Scale down



pinch

Touch surface with two fingers and bring them closer together



squeeze

Touch surface with five fingers and bring them closer together

Scale up



spread

Touch surface with two fingers and move them apart



splay

Touch surface with five fingers and move them apart

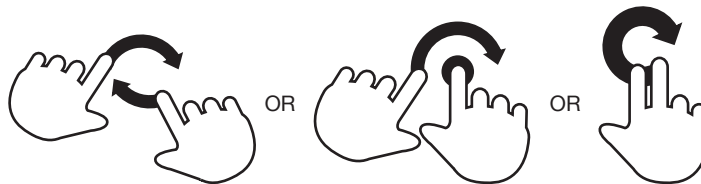
NAVIGATING ACTIONS

user action

gesture

description

Adjust view (rotate)



rotate

Adjust view (zoom in)



pinch

Touch surface with two fingers and bring them closer together











double tap

Rapidly touch surface twice with fingertip

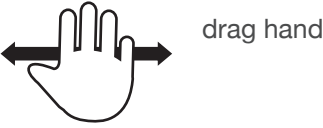



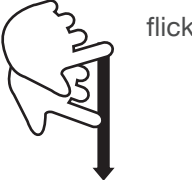

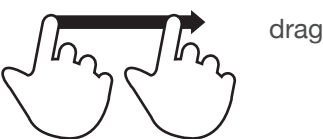


NAVIGATING ACTIONS (continued)

user action	gesture	description
Adjust view (zoom out)	 spread	Touch surface with two fingers and move them apart
	 double tap	Rapidly touch surface twice with fingertip
Display commands	 press	Touch surface for extended period of time
	 press and tap	Press surface with one finger and briefly touch surface with second finger
	 double tap	Rapidly touch surface twice with fingertip
	 corner tap	Touch specific corner of surface with fingertip
Move through list	 two-finger drag	Move to previous/next item in list
	 rotate	



NAVIGATING ACTIONS (continued)

user action	gesture	description
Pan	 drag hand	Move fingers and palm of one hand over surface without losing contact
Scroll	 drag	Move fingertip over scrollbar without losing contact
	 two-finger drag	Move two fingers up or down across surface
	 press	Touch scrollbar for extended period of time
Scroll (fast)	 flick	Quickly brush surface with fingertip in the direction you want to scroll
Scroll (fast)	 tap	Briefly touch surface with fingertip when a scroll is in progress
Scrub	 drag	Move fingertip over scrollbar without losing contact



DRAWING ACTIONS

user action	gesture
-------------	---------

Accept	Draw a checkmark on surface with fingertip
---------------	--

Cut	Draw a slash on surface with fingertip
------------	--

Get help	Draw a question mark on surface with fingertip
-----------------	--

Reject	Draw an "X" on surface with fingertip
---------------	---------------------------------------

Undo	Scratch out area on surface with fingertip
-------------	--